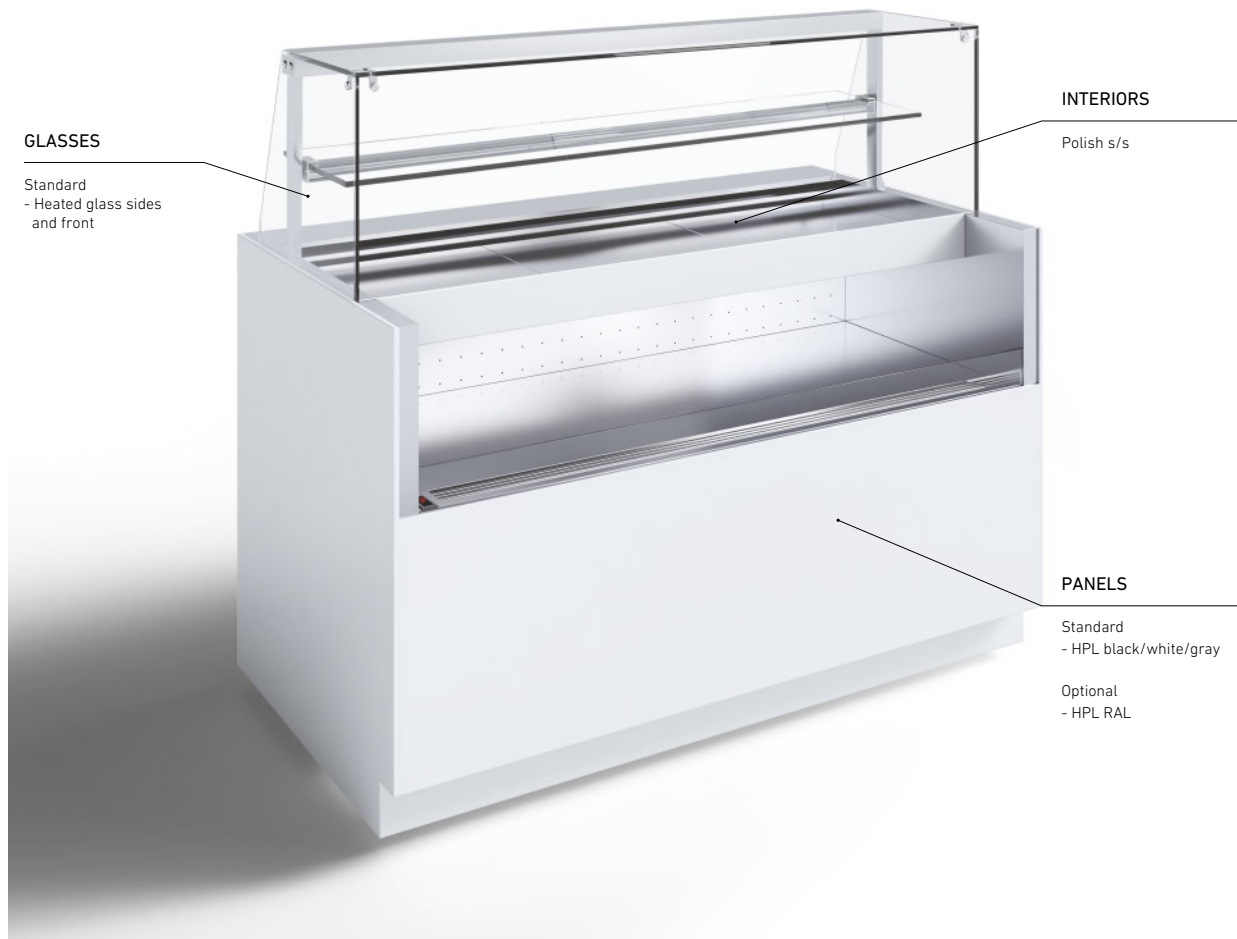


# 6040 P8 COMBI H1 R4 H1350


CIAM



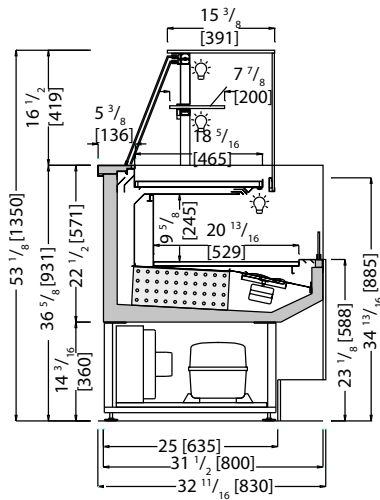
## Combi H1 Showcases.

Glass structure with mechanical fastening | heated glass sides | bright aluminum LED light fixture | PETG easy sliding doors system | anti-fog air baffle | Combined positive temperature display case consisting of 2 compartments, one self-service and the other service-over | tank insulated with ecological polyurethane and covered with stainless steel | ventilated refrigeration and thermostatic valve | electronic control unit and digital temperature reader flush with the surface | display trays and perimeter polished steel shelf | polished steel worktop | lower lighting compartment with no-spot 3000°K strip LED lighting | painted steel supporting frame with heightadjustable feet | technical compartment and open compartment in polished stainless steel



 +39.2°F / +46.4°F





## Technical



	Ventilated		Automatic / electrical
	R452A		N. 3 / RH 60% max 75 °F
	Hermetic		220 V / 1 ph / 60 Hz
	Led no-spot 3000°K		+39.2°F / +46.4°F

## Data Sheet

\*Measurements are subject to revisions/updates, please refer to manufacturer's drawings at order confirmation \*Crate weight only

	Model Code	Dimensions L x D x H Inches	Weight Lbs	Max Pwr. Consumption W / A	Avg Operating Consumption KW/H	Cooling Power/Expansion BTU / °F	GAS Type
	S18R413CM100I (+PANELS)	39 3/8 x 32 11/16 x 53 1/8 46 7/16 x 39 3/4 x 64 9/16	331 220	1250 / 6.5	0.7	4095 / 14	R452A
	S18R413CM130I (+PANELS)	51 3/16 x 32 11/16 x 53 1/8 58 1/4 x 39 3/4 x 64 9/16	397 269	1350 / 6.9	0.9	4606 / 14	R452A
	S18R413CM150I (+PANELS)	59 1/16 x 32 11/16 x 53 1/8 66 1/8 x 39 3/4 x 64 9/16	441 306	1500 / 7.0	1.0	5118 / 14	R452A
	S18R413CM170I (+PANELS)	66 15/16 x 32 11/16 x 53 1/8 74 x 39 3/4 x 64 9/16	507 342	1600 / 7.5	1.2	5630 / 14	R452A
	S18R413CM200I (+PANELS)	78 3/4 x 32 11/16 x 53 1/8 85 13/16 x 39 3/4 x 64 9/16	551 397	1800 / 8.0	1.3	6142 / 14	R452A

## Optionals:

CIV65-68 Stationary shelf option	CIV96 LED lighting for shelf	SCORTF01-03 L-shaped doors	SWITCH01 Switch from +4°C to ambient	CIT44 Easy clean filter	CIT16 Condensation water pan	CIM08 Kit wheels